



Savvas Login through Cannon Falls Website Link


iPads

Click on CF Elementary on iPad. In next screen click on Menu > Students > Safari compass icon in upper right corner and then Savvas Math





Sign in with Google



Sign in
to continue to [Savvas Realize](#)

Email or phone

[Forgot email?](#)

To continue, Google will share your name, email address, language preference, and profile picture with Savvas Realize. Before using this app, you can review Savvas Realize's [privacy policy](#) and [terms of service](#).

[Create account](#)

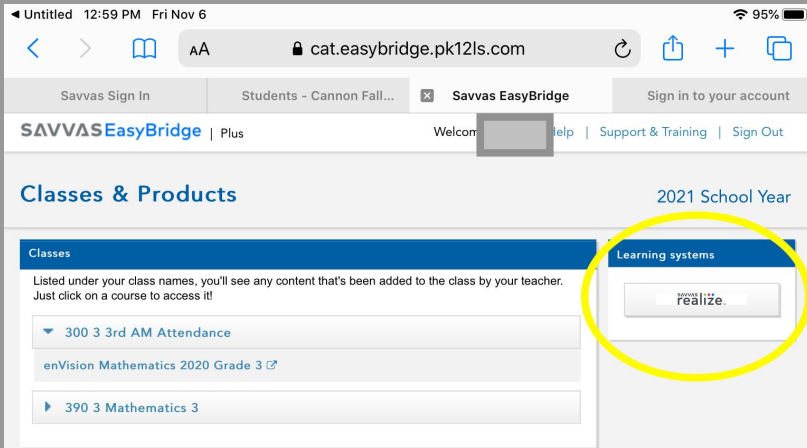
[Next](#)

**click next - enter
password on next
screen - continue**


English (United States) ▾

[Help](#) [Privacy](#) [Terms](#)

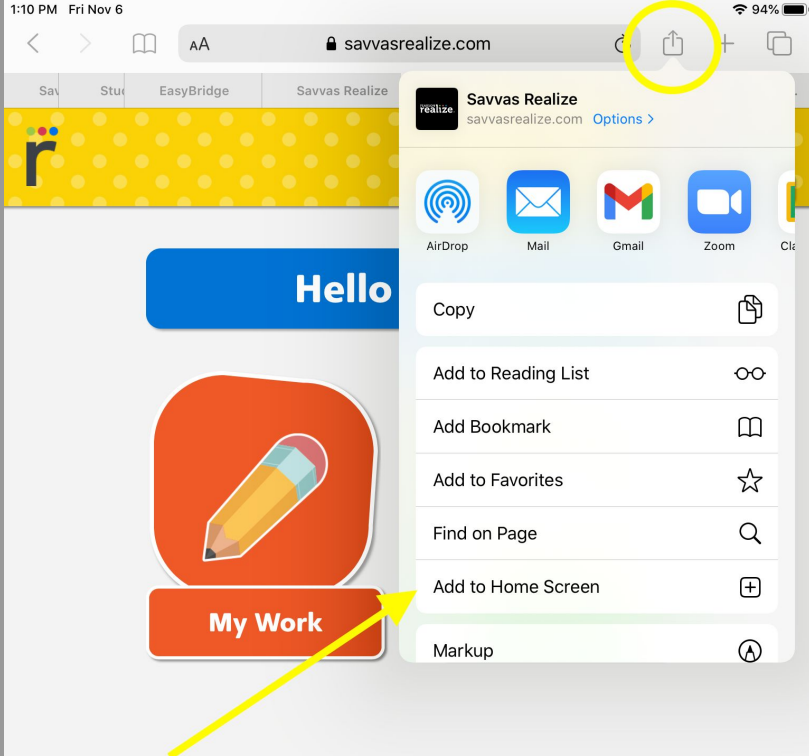
Sign in with Cannon Falls School email address - click next - enter password.




Click on “Realize” under the Learning systems



This is where students will access their work.
One more step: create short cut to ipad home screen. Look to next slide.



Click on ARROW-UP icon in top right and choose Add to Home Screen



Click on Add. Short-cut to Savvas Realize set up for student will appear on homescreen.



Open eBooks



QR Scanner



RealizeReader



Classroom



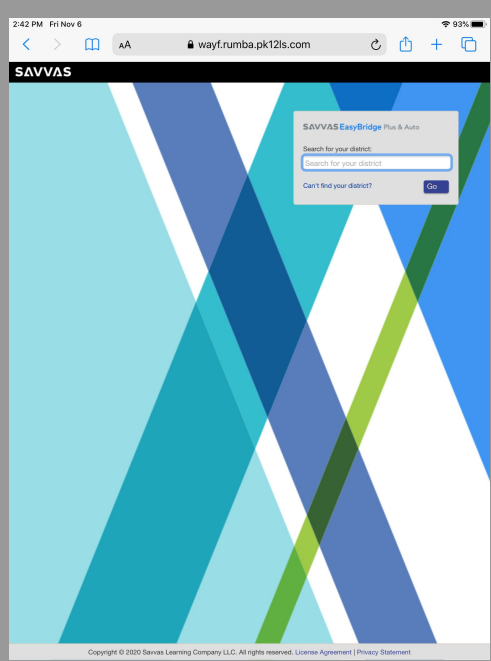
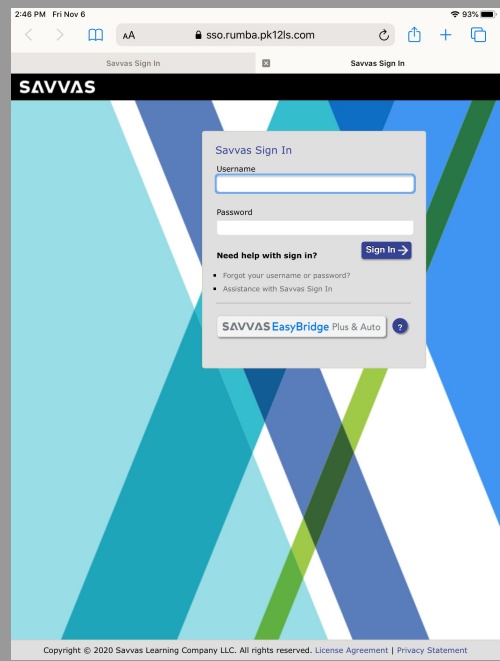
Zoom



Savvas Realize

Savvas short cut added to student iPad

This short cut method works best for classrooms that are connecting to Savvas through Savvas \ Cannon Falls website currently grade 3 uses this method



Sometimes a student loses connection to Savvas and this login screen comes up. Student should first click on EASY BRIDGE - next screen - locate Cannon Falls School and then the next screen will allow student to log in with their school email. Student accounts are connected through Cannon Falls School District. Contact helpdesk@cf.k12.mn.us with questions.